

Travel directions - Public transportation

General information – RMVgo

The app of the local transportation company RMV is provided in english and is called: "RMVgo". You can purchase your ticket with this app and pay via paypal.

Single adult fare ("Fahrkarte Erwachsene") from the airport is 5,80 €; from Frankfurt Main Station it is 9,75 €.

You can either start from Frankfurt Airport ("Flughafen Frankfurt am Main") or Frankfurt Main Station. The destination is Wiesbaden Main Station ("Wiesbaden Hauptbahnhof")

Choose your preferred connection. Type in your name and don't forget to pay. The ticket is also valid for the connecting buses in Wiesbaden.

It is not recommended to travel without a ticket, the fine is at least 60 €.

Directions from Frankfurt Main Station to Wiesbaden Main Station

Make sure you have a valid ticket before entering a train. All tickets you purchase within the RMV travel area are valid for Wiesbaden buses too. If you don't use the app, you might have to purchase a ticket from the ordinary ticket machine. There should be one at the beginning of each platform. In case your ticket states "Wiesbaden" as destination, you won't have to buy an extra ticket for the regional trains.

You can either use train RB10 to Wiesbaden leaving from ground level platform nr. 23 or use the S-Bahn (red trains) S1, S8 or S9, leaving from sublevel platform nr. 103. To get to the ground level you should follow the sign, that looks like a big green S. Please be aware that trains sometimes leave from different platforms that originally stated.

Directions from Frankfurt Airport to Wiesbaden Main Station

Behind the baggage claim you can exit the traveler's area and walk towards level 0. **Map 1**

Make sure to purchase a ticket before entering a train. If you don't use the app, you'll have to purchase a ticket from the ordinary ticket machine. They are in the area right before you enter level 0. You can choose from different languages before starting the purchase. Single adult fare is 5,80 € (via Rüsselsheim; not via Frankfurt!) and is also valid for the connecting bus in Wiesbaden. In the field "Ziel" just type "Wiesbaden".

The train station *Frankfurt Airport Regional Trains* is directly connected to Wiesbaden main station (Hauptbahnhof/Hbf). The S-Bahn (red trains) S8 (approx. 45 min) or S9 (approx. 35 min) leave from platform number 3 in the direction to Wiesbaden (Hbf), which is the final station of both trains.

Wiesbaden Main Station - Youth Hostel Wiesbaden („Jugendherberge“)

After arriving in Wiesbaden, you exit through the main exit straight ahead to the city center and local bus stations. There are four platforms. The easiest way is to go to bus stop platform B on “Bahnhofstraße”. Platform B is located on the other side of the street and can be reached through a pedestrian tunnel. **Map 2**

In case you haven’t purchased any kind of ticket yet, you need to get an extra single adult fare bus ticket for Wiesbaden buses for 3,30 €. A ticket machine is located near the main exit of the train station or on platform B.

Take bus nr. 14 to “Wiesbaden – Klarenthal Geschwister-Scholl-Straße” and exit at “Gneisenaustraße” (approx. 7 stops). **Map 3**

Be aware that there are many other busses leaving from this platform too, but nr. 14 is the easiest and leaves about every ten minutes.

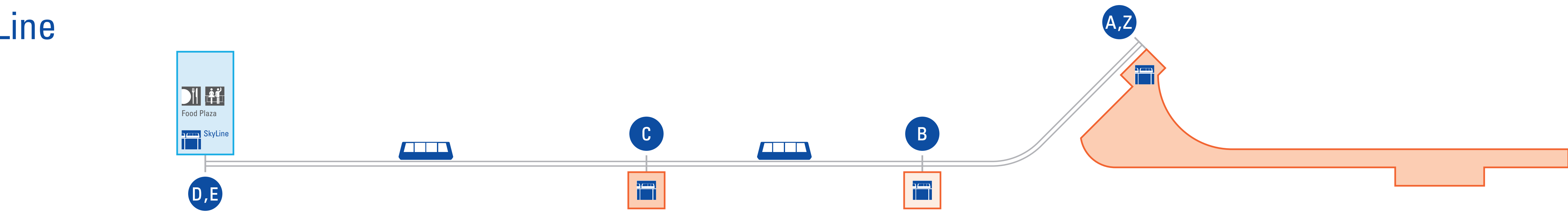
From “Gneisenaustraße” it is a short walk along “Blücherstraße” towards house number 66 (DJH/ Jugendherberge).

Destination: Jugendherberge, Blücherstraße 66, 69195 Wiesbaden.

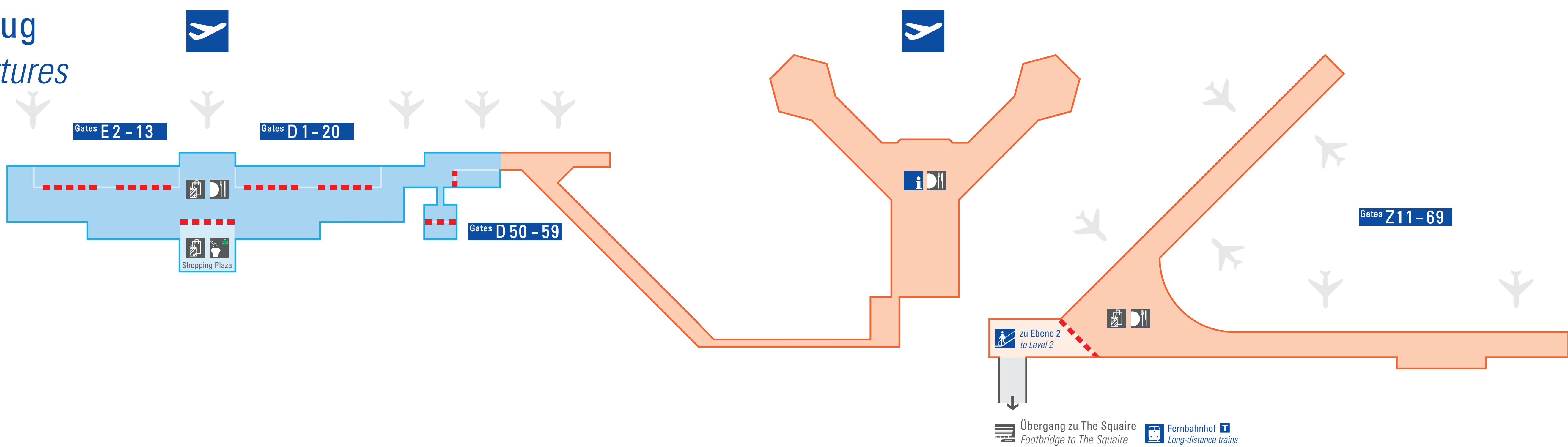
Terminal 2 Gates D,E

Terminal 1 Gates A,B,C,Z

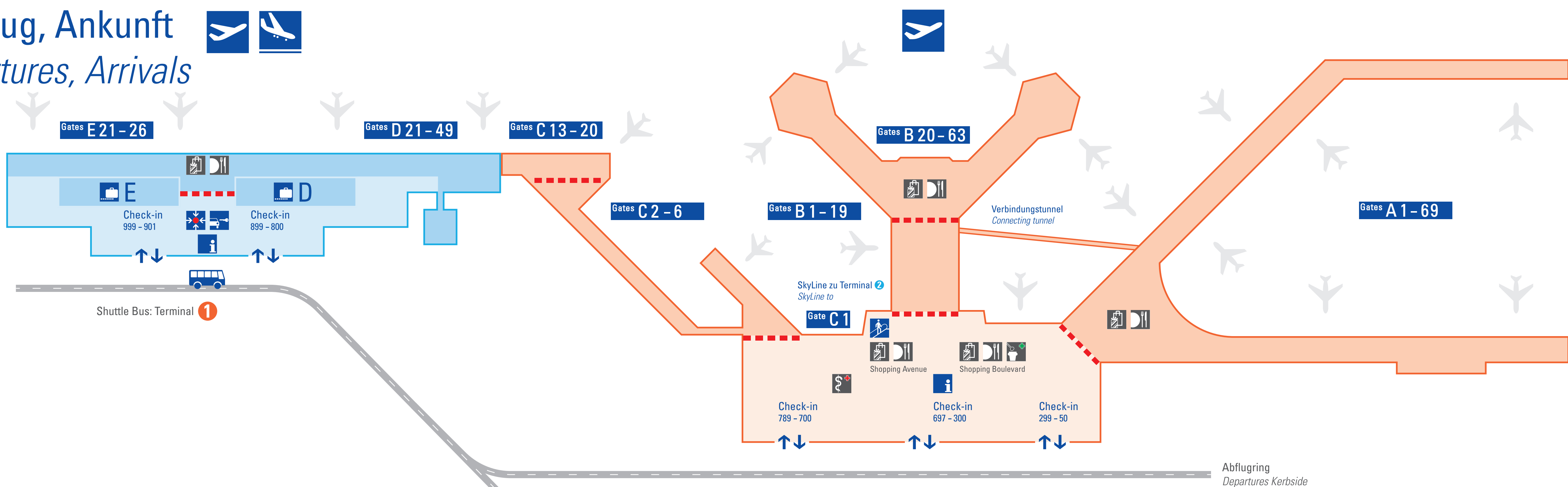
Ebene 4 SkyLine Level 4



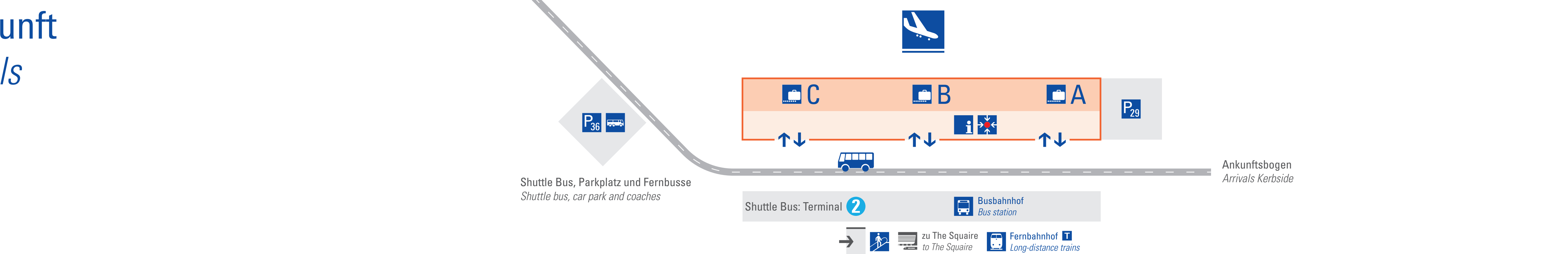
Ebene 3 Abflug Level 3 Departures



Ebene 2 Abflug, Ankunft Level 2 Departures, Arrivals



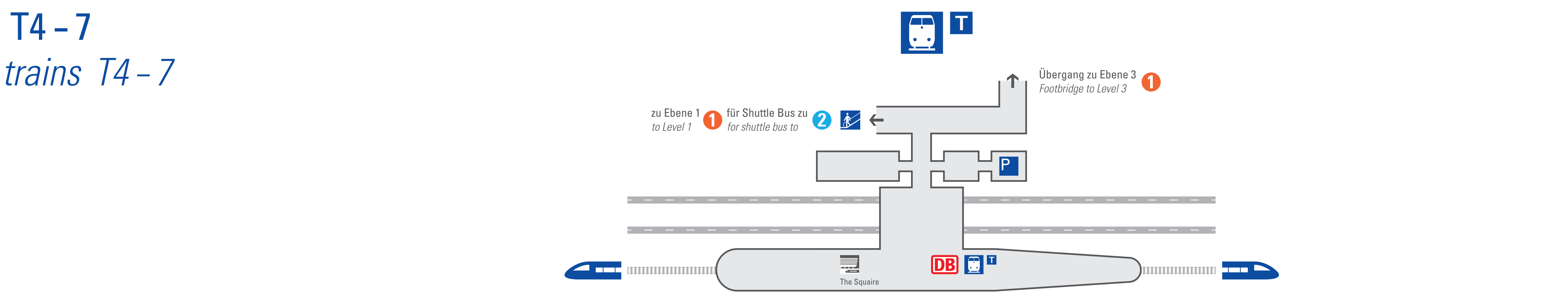
Ebene 1 Ankunft Level 1 Arrivals



Ebene 0 Regionalbahnhof S1-3 Level 0 Regional trains S1-3



Fernbahnhof T4-7 Long-distance trains T4-7



Legende Key

- | | | | | | |
|--|--------------------------------|---------------------------|---|--|---------------------------------------|
| --- Kontrollstellen
Border or security controls | Gepäckausgabe
Baggage claim | Parken
Car park | Bahnhof
Train station | Medizinische Dienste
Medical services | Besucherterrasse
Visitor's terrace |
| Terminal 1 Landseite
Terminal 1 landside | SkyLine | Mietwagen
Car rental | Fernbahnhof
Long-distance trains | Apotheke
Pharmacy | Shopping |
| Terminal 1 Luftseite
Terminal 1 airside | Information | Busbahnhof
Bus station | S
Regionalbahnhof
Regional trains | Fundbüro
Lost & found | The Squire |
| Terminal 2 Landseite
Terminal 2 landside | Treffpunkt
Meeting point | Fernbusse
Coaches | DB
DB Service Center | Restaurants | |
| Terminal 2 Luftseite
Terminal 2 airside | | | | | |



Hostel

DJH



SPRACHE ▼

DOWNLOAD ▼

ESWE VERKEHR

KONTAKT

DATENSCHUTZ

IMPRESSUM

